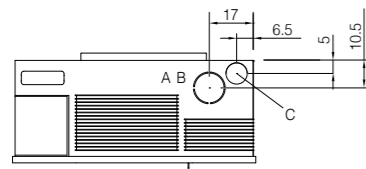
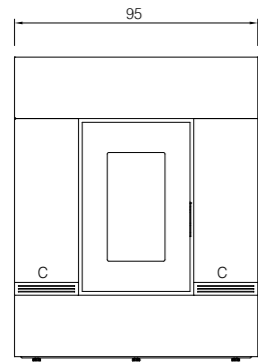




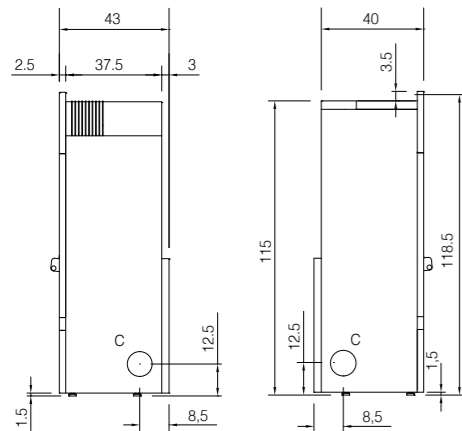
XS14C



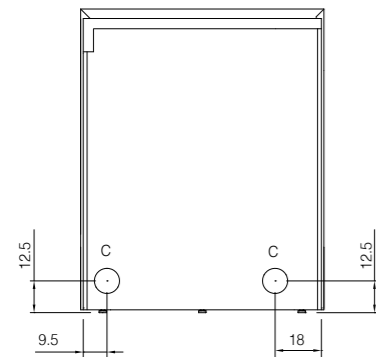
SOPRA - TOP - SUPÉRIEUR - OBER



FRONTALE - FRONT - AVANT - VORDER



LATERALE - SIDE - LATÉRAL - SEITLICH



POSTERIORE - BACK - POSTÉRIEUR - HINTER



EUROPEAN STANDARDS

Art. 15A B-VG 2015
BImSchV 2015
Regensburg
München
Stuttgart
Aachen



EN 14785:2006



TECHNICAL DATA

14 kW



14 kW



3,8 kW



89%



93,5%



0,86 kg/h
3,5 kg/h



7 h
27 h



91 m³
336 m³



165 kg



L 102,2 cm
P 79,5 cm
H 129,5 cm



1,05 m³



58 dB
65 dB



Pellet
Ø 6 mm



23 kg



Ø 80 mm



Ø 130 mm



Ø 80 mm



Metallo Bianco
White Steel
Acier Blanc
Metall Weiss



Metallo Light Bronze
Light Bronze Steel
Acier Light Bronze
Metall Light Bronze



Metallo Titanium
Titanium Steel
Acier Titanium
Metall Titanium



Metallo Rosso
Red Steel
Acier Rouge
Metall Rot



Metallo Antracite
Anthracite Steel
Acier Anthracite
Metall Anthrazit

XS14C

7021035	EAN 8053859013501	Neutra / Neutral / Neutre / Neutral
6921027	EAN 8053859014102	Metallo Bianco / White Steel / Acier Blanc / Metall Weiss
6921030	EAN 8053859014133	Metallo Light Bronze / Light Bronze Steel/ Acier Light Bronze / Metall Light Bronze
6921031	EAN 8053859014140	Metallo Titanium / Titanium Steel / Acier Titanium / Metall Titanium
6921028	EAN 8053859014119	Metallo Rosso / Red Steel / Acier Rouge / Metall Rot
6921029	EAN 8053859014126	Metallo Antracite / Anthracite Steel / Acier Anthracite / Metall Anthrazit

